

how to turn off the start / stop system automatically when the car ignition turn on

Subaru Crosstrek (VX) 2018+




open the fuse box cover, and pushing inside the button block, extract it



disconnect the start / stop button connector





on connector has a key to connect (small projections on the left and right)  
you may need to remove with a sharp knife  
(it will not prevent from returning everything to its original state, if you want it)






insert the car male connector into the female connector on the board



and the male connector (on the wire) on the board into the female connector start / stop button  
card is mounted in the gap an electrical circuit



the power cable is connected to a free fuse socket, usually bottom right



you can check if there is +12 volts on the board when the car ignition is turned on with a tester,

and on board has two LED indicators, red one comes on when power is first applied,

then 8 seconds later the red LED will turn off and the green LED will briefly flash, indicating the signal is sending.

now, when the car ignition is turned on, after a few seconds, the start / stop system will turn off automatically.

on the dashboard the corresponding icon will light up

the original system shutdown button Start / Stop continues to work,

you can always turn on / off the system with this button.